

## Android Devices

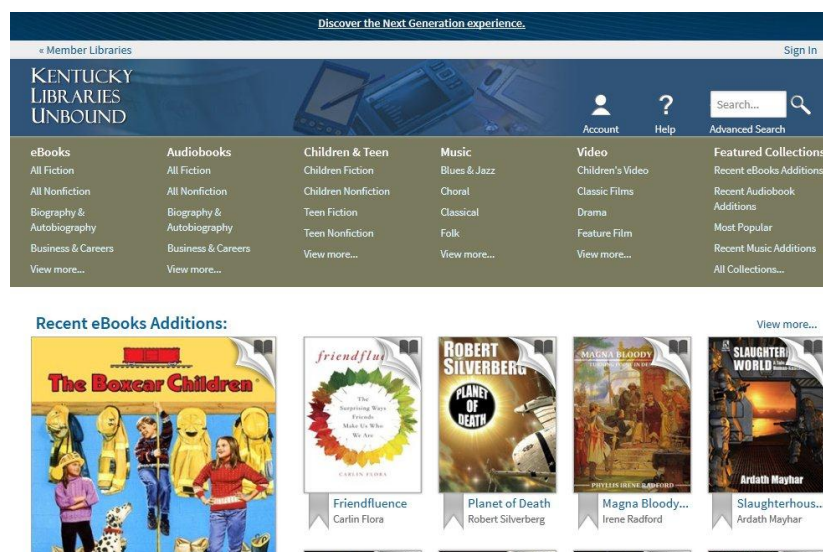
You will need:

- The Overdrive Media Console app for Android, available from Google Play (if your device doesn't support Google Play, but is an android device, you can download the Android app directly from Overdrive by going to [www.overdrive.com/software/omc](http://www.overdrive.com/software/omc))
- A library card and pin number
- An Adobe ID
- An email address

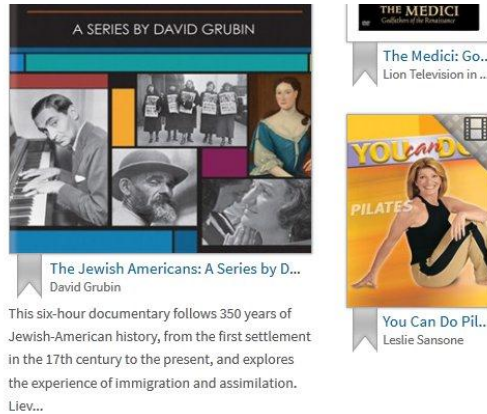
Go to the library's website, [www.nelsoncopublib.org](http://www.nelsoncopublib.org), on your device. On the right side of the screen, click on 'Download'.



This takes you to the Kentucky Libraries Unbound Digital Media Catalog. This is where you can search for ebooks, audiobooks, video, and music to download from the library.



Scroll down to the bottom of the page and click on “software” on the left side.



On the next page, under “choose version”, click on the circle next to “Android”. If your device supports Google Play, choose “Android App on Google play”. If not, click on “download OverDrive Media Console for Android from OverDrive”.



Follow the prompts to install Overdrive Media Console on your device. You may have to change a setting to allow installation of apps on your device.

Once you have OMC installed on your device, it will appear in your apps screen and possibly on your home screen with this icon:



If Overdrive does not open automatically, open it from your home screen and you'll see something similar to the picture below. Uncheck "show at start-up".



You may be prompted to authorize the app with an Adobe ID. If you are not prompted, locate and tap the “menu” button on the screen. Then tap “App settings”, where you will be prompted to authorize the App with and Adobe ID.



If you do not have an Adobe ID, click the link to create one.

**OverDrive Media Console App Settings**

**eBook Options**

Authorize this app to open Adobe-protected eBooks...

Adobe ID

Password

Show password

**Authorize**

**Get a free Adobe ID**

When opening an eBook...

Open in full-screen mode

Show eBook help pop-up

**Screen Brightness (Auto)**

**Audiobook Options**

Enable headset buttons for play/pause, prev/next

Auto-play after selecting a title

When resuming playback, replay previous...

3 seconds

**General Options**

When adding a new title to the Bookshelf...

Auto-download files

at 11:30 AM

After the app is authorized with your Adobe ID, tap the menu button again and choose "Get Books".



Then choose "Add a Library":



Search for the Nelson County Public Library by typing in the library's zip code (40004).

**Add a Library**

Find a library by name, city,  
or postal code

Browse for Libraries



Browse.  
Checkout.  
Enjoy.

You'll get three results that say "Nelson County Public Library"-choose the first one.

40004



**Nelson County Public Library**

Bardstown, Kentucky, United States



**Nelson County Public Library - Bloomfield**

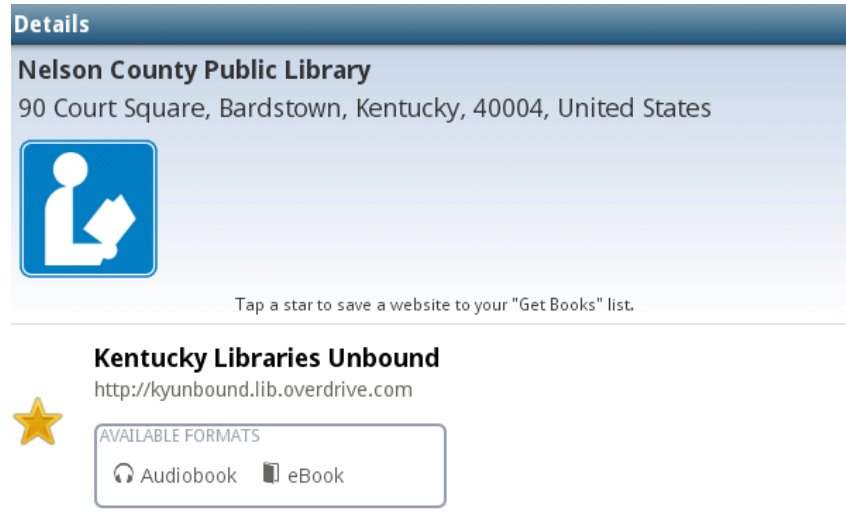
Kentucky, United States



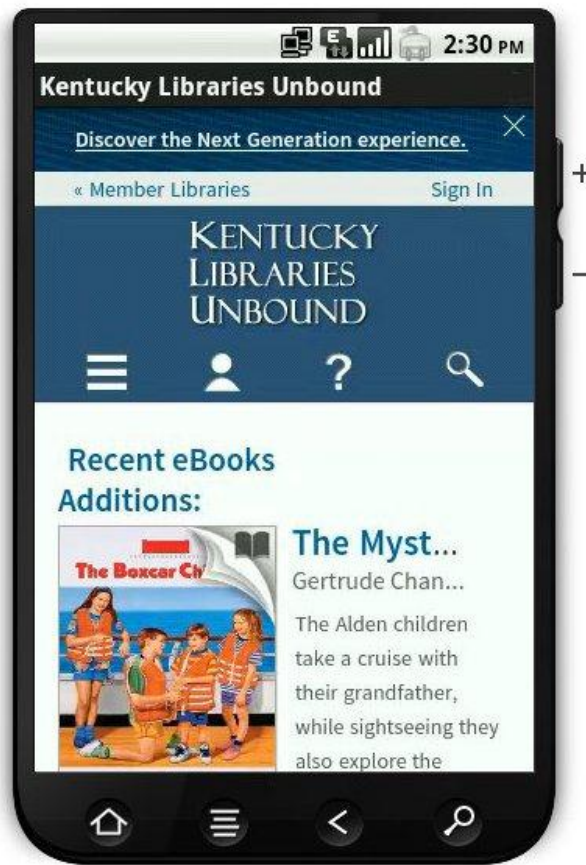
**Nelson County Public Library - New Haven**

Kentucky, United States


On the next screen, you will see “Kentucky Libraries Unbound”. Tap the star on the left-hand side of the screen to save our library to your “Get Books” list. Then click on “Kentucky Libraries Unbound”.



You'll be taken to a version of the Kentucky Libraries Unbound website which includes audiobooks and ebooks that can be downloaded through the Overdrive Media Console App on your device.







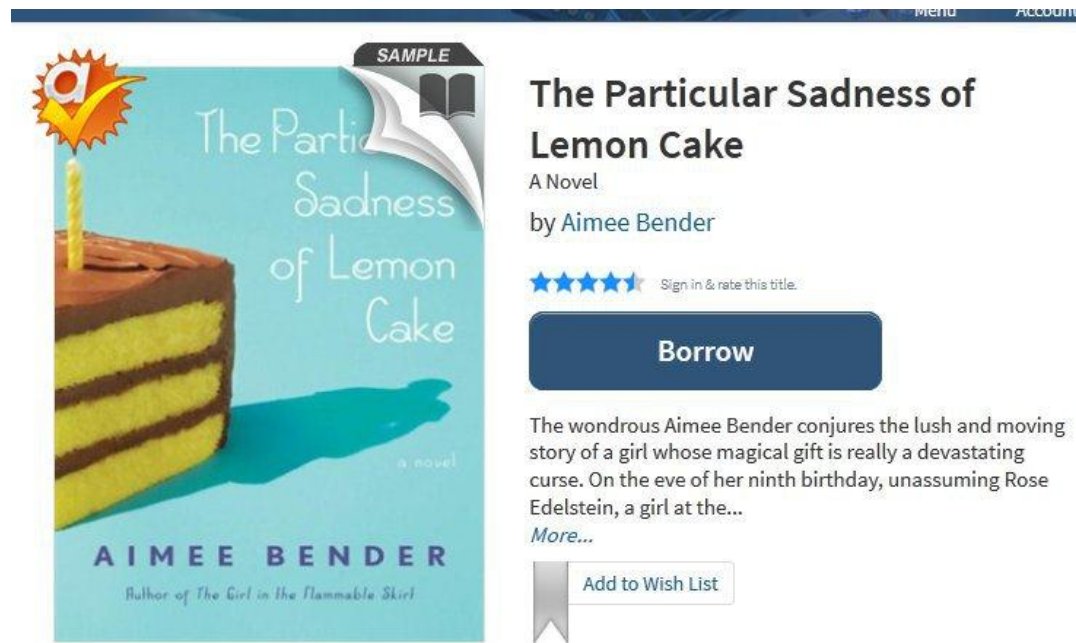
Menu button: Browse by category

My account:  
List of current checkouts, holds, and wish lists

Overdrive Help

Search

The buttons listed above are used to navigate in the app. Once you find a book/audiobook to checkout, choose "Borrow" (if a book is checked out, choose "Place a hold" if you want to be notified when it is available).



You will then need to tap the arrow to the right of “select library” and choose Nelson County from a list:



KENTUCKY LIBRARIES UNBOUND

To sign in, please select your library from the list below.

[select library]

Sign in to your account with your library card number and pin number:

---

**Nelson County Public Library**

(If this is not your library, please [go back](#) and select again)

Library card number

PIN

**Sign In**

Remember my login information on this device.

You may then download the book or audiobook. If you are downloading an audiobook, it should say "Download MP3 audiobook".

## Bookshelf

*Note: Once you select a format, you may only be able*



You will see a message saying that your book/audiobook is loading. To read or listen to the book, tap the main menu button at the bottom of your screen and choose "bookshelf". You'll then see all of the items you have downloaded through the Overdrive app. You can read, listen, or return books from this screen:

